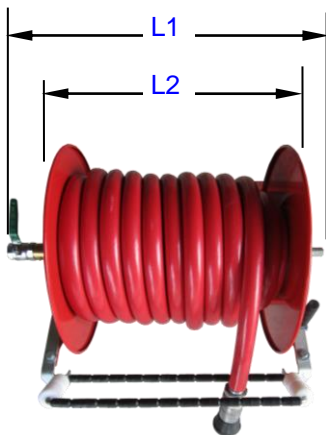





MULTRON Continuous Flow Hosereels are suitable for both water and foam usage. They are designed for floor mounting, with heavy duty robust construction and equipped with detachable rewinding handle

Construction :-

- Frame : Mild Steel
- Drum : Mild Steel
- Finishing : Red Epoxy Powder Coated
- Inlet Connection : $\varnothing 1''$ or $\varnothing 1\frac{1}{2}''$ BSP Female
- Swivel Joint : Designed for smooth running & trouble free operation
- Hose : Red Synthetic Rubber

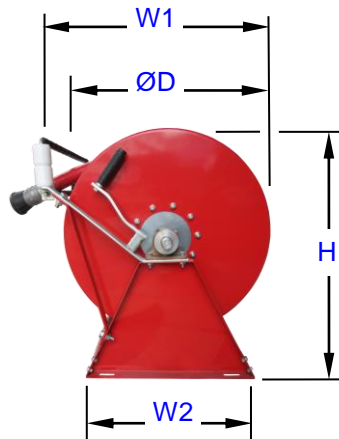


Plan View

Dimension (mm)							
Model	L1	L2	L3	W1	W2	H	ØD
HR502-25 ($\varnothing 1''$)	930	400	565	520	345	530	$\varnothing 420$
HR502-40 ($\varnothing 1\frac{1}{2}''$)	980	620	785	720	525	740	$\varnothing 630$



Front View



Side View

Pictures shown are for illustrations only. Actual product may varies according to our latest construction design and type of nozzle used.

Model	Hose Size & Length	Flow Rate @ 5 bar	Throw Range @ 5 bar	Max. Working Pressure	Test Pressure	Weight (Exclude Crating)
HR 502-25	$\varnothing 1''$ x 30m	50 Litres / min	20m	15 bar	22 bar	Approx. 40 kg
HR 502-40	$\varnothing 1\frac{1}{2}''$ x 30m	290 Litres / min		7 bar	11 bar	Approx. 81 kg

Multron Systems Pte Ltd

217 Kallang Bahru, Multron Building, Singapore 339 347

6395 6868

info@multron.com

6395 6869

www.multron.com

